





STUD COUPLINGS - S SERIES

THREAD BSP PARALLEL

THREAD BSP PARALLEL									
MILORE REFERENCE						1003S	1007S	1010S	1021S
SIZE	SERIES	BAR	THREAD SIZE (BSP)	TUBE SIZE (MM)	THREAD DIAM. TUBE (MM)	MALE STUD COUPLING FORM A	FEM STUD COUPLING	MALE BSP / FEM STANDPIPE	MALE TAPER MALE STUD 90 DEG
-2-8	S	630	1/8"	8	M 14X1.5				
-4-6	S	630	1/4"	6	M 14X1.5		8.54	7.26	7.88
-4-8	S	630	1/4"	8	M 16X1.5	3.37	7.75	7.43	
-4-10	S	630	1/4"	10	M 18X1.5	6.77	8.90		
-4-12	S	630	1/4"	12	M 20X1.5	9.17			
-6-6	S	630	3/8"	6	M 14X1.5				
-6-8	S	630	3/8"	8	M 16X1.5				
-6-10	S	630	3/8"	10	M 18X1.5	4.59	10.19		10.51
-6-12	S	630	3/8"	12	M 20X1.5	5.05	9.55	7.75	
-6-14	S	630	3/8"	14	M 22X1.5	23.73			
-6-16	S	400	3/8"	16	M 24X1.5	17.86			
-8-6	S	630	1/2"	6	M 14X1.5				
-8-8	S	630	1/2"	8	M 16X1.5	22.35			
-8-10	S	630	1/2"	10	M 18X1.5	7.54			
-8-12	S	630	1/2"	12	M 20X1.5	6.20		10.73	
-8-14	S	630	1/2"	14	M 22X1.5	9.26	16.85	14.11	
-8-16	S	400	1/2"	16	M 24X1.5	8.12	12.42	12.11	17.01
-8-20	S	400	1/2"	20	M 30X 2	21.99			
-12-12	S	630	3/4"	12	M 20X1.5	10.28			
-12-16	S	400	3/4"	16	M 24X1.5	14.69		28.67	
-12-20	S	400	3/4"	20	M 30X 2	19.77	21.96	17.45	
-12-25	S	400	3/4"	25	M 36X 2	34.84		54.18	
-12-30	S	400	3/4"	30	M 42X 2	93.49			
-16-16	S	400	1"	16	M 24X1.5				
-16-20	S	400	1"	20	M 30X 2	59.26			
-16-25	S	400	1"	25	M 36X 2	21.09	40.60	25.29	47.73
-16-30	S	400	1"	30	M 42X 2	38.37			
-16-38	S	315	1"	38	M 52X 2	48.65			
-20-25	S	315	1.1/4"	25	M 36X 2				
-20-30	S	400	1.1/4"	30	M 42X 2	30.95	58.78	38.38	
-20-38	S	315	1.1/4"	38	M 52X 2	139.84			
-24-38	S	315	1.1/2"	38	M 52X 2	39.70	66.99	60.68	

NOTE: FORM A : CONED SEATING